



STRATO-Titanlight® KARMA



NON-SLIP




35%
LIGHTER



10-YEAR
GUARANTEE

MEASUREMENTS

Width	70, 80
Length	120, 140, 160, 180, 220
Thickness	3.5 cm
MATERIAL	STRATO-Titanlight®
TEXTURE	Smooth
COLOURS	White, Black, Beige
ACCESSORIES	Ø60 T3 Mini valve Bright polished steel grate
OPTIONS	Measurements upon request Colours upon request RAL chart colours Custom grate colours Special measurements cut Machined for screen
NON-SLIP CERTIFICATIONS	UNE-EN 16165:2022 C3 EN 16165:2021 C3 DIN EN 16165:2023 Class C ANSI A326.3 DCOF > 0.55
GUARANTEE	10 years



Long Cut





KARMA TRAY in white colour with smooth texture. Detail photo.









KARMA TRAY in wenge colour with smooth texture and customised grate in the same colour as the tray.



KARMA GRATE in bright polished steel.


SMOOTH



CERTIFICATION	DESCRIPTION	RESULTS
 UNE-EN 16165:2022	Determination of slip resistance	C3 (Rd = 47)
 EN 16165:2021	Determination of slip resistance	C3 (Rd = 47)
 DIN EN 16165:2023	Barefoot slip resistance	CLASS C (Incline = 26°)
 ANSI A326.3	Dynamic coefficient of friction	DCOF > 0.55



WHITE




BLACK




BEIGE




CEMENT




WENGE




SPECIAL COLOUR
LIGHT PINK




SPECIAL COLOUR
MINT




TORTORA



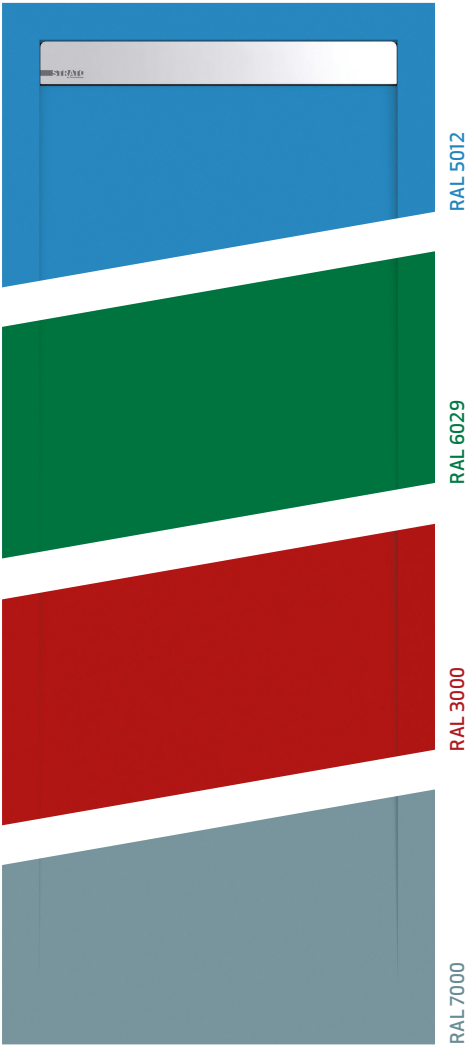
SPECIAL COLOUR
DENIM



SPECIAL COLOUR
HONEY YELLOW




SPECIAL COLOUR
PETROL BLUE



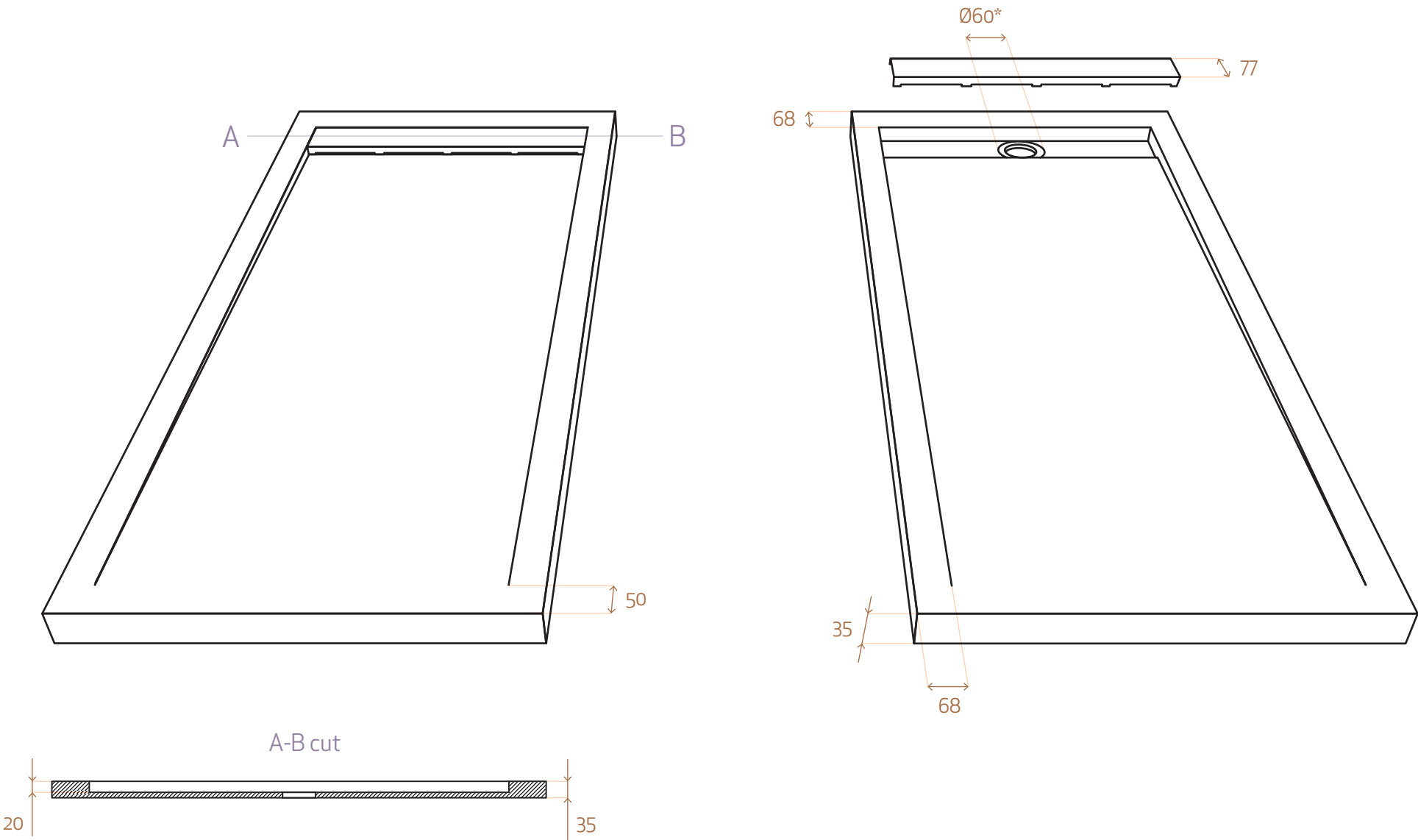
RAL CHART COLOURS

213 COLOURS TO CHOOSE FROM



CUSTOM GRATE COLOURS

CUSTOMISE THE COLOUR OF THE GRATE AND MATCH IT TO THE TRAY TO MULTIPLY THE OPTIONS.



* Connecting dimensions for drain hole according to standard **UNE EN 251:2004**
Measurements in centimetres

SHOWER TRAYS

The price of the trays does not include the valve

WIDTH 70

MEASUREMENT	WEIGHT (KG)	CODE
		SMOOTH WH.
120×70	32.17	905BL120070L
140×70	37.53	905BL140070L
160×70	42.90	905BL160070L
180×70	48.26	905BL180070L
220×70	58.98	905BL220070L

WIDTH 80

MEASUREMENT	WEIGHT (KG)	CODE
		SMOOTH WH.
120×80	36.77	905BL120080L
140×80	42.90	905BL140080L
160×80	49.02	905BL160080L
180×80	55.15	905BL180080L
220×80	67.41	905BL220080L

WIDTH 90

UPON REQUEST

MEASUREMENT	WEIGHT (KG)	CODE
		SMOOTH WH.
120×90	41.36	905BL120090L
140×90	48.26	905BL140090L
160×90	55.15	905BL160090L
180×90	62.05	905BL180090L
220×90	75.83	905BL220090L

WIDTH 100

UPON REQUEST

MEASUREMENT	WEIGHT (KG)	CODE
		SMOOTH WH.
120×100	45.96	905BL120100L
140×100	53.62	905BL140100L
160×100	61.28	905BL160100L
180×100	68.94	905BL180100L
220×100	84.26	905BL220100L



GRATE INCLUDED
BRIGHT POLISHED STEEL

ACCESSORIES (NOT INCLUDED)

T-3 MINI VALVE

		CODE
2 screws Ø60 mm		200119



COLOURS
UPON REQUEST

STANDARD
Cement, tortora, wenge

SPECIAL / RAL CHART
Mint, light pink, petrol blue, honey yellow, denim or colour of your choice from the RAL chart

CUSTOM GRATE COLOUR
Customise the colour of the grate and match it to the tray to multiply the options.

KARMA GRATE
Replacement bright polished steel grate in any size.

SPECIAL SIZES
In addition to the sizes available in stock or on request, customised orders can be made for any size by cutting an existing plate, respecting the safety distance from the valve.

MACHINED FOR SCREEN
Customised grooving in the tray to fit a fixed screen.
It is essential to enclose a technical drawing with the order, indicating whether the tray will be recessed in the wall.
Specially prepared for the BathGlass shower screens from the Torvisco Group catalogue

STRATO-TITANLIGHT® REPAIR KIT 100 ml.
Recommended for small repairs (scratches or chips).
Includes bucket, roller, sandpaper and instructions for use.

MACHINED FOR SCREEN